
Term 2 Week 8-10

End of Digital Drawing and Animation

START OF HBL



CHANGKAT CHANGI SEC. SCH.
SEC 2 MASCOT DESIGN COMPETITION

**DESIGN A MASCOT OR
CHARACTER OF
CHANGKAT CHANGI!**

Feeling Creative?

We are calling all secondary 2 students to design a school mascot. You will also create a short animation of your design to showcase what you have created to the rest of the Changkateers.

**TOP 8 DESIGN VOTED BY ART
TEACHERS AND STUDENTS WILL
STAND TO WIN A PRIZE!**



SEC 2 MASCOT DESIGN COMPETITION

VOTING WILL START THIS WEEK!



Vote For Your Favourite Mascot Design and Animation!

Scan this QR code to view the top designs from Express and Normal Academic stream.

Top 4 designs from each stream will win a prize.



https://padlet.com/nur_halimah_jasni/selection



CHANGKAT CHANGI SEC. SCH.
SEC 2 MASCOT DESIGN COMPETITION

**DESIGN A MASCOT OR
CHARACTER OF
CHANGKAT CHANGI!**

Feeling Creative?

We are calling all secondary 2 students to design a school mascot. You will also create a short animation of your design to showcase what you have created to the rest of the Changkateers.

**TOP 8 DESIGN VOTED BY ART
TEACHERS AND STUDENTS WILL
STAND TO WIN A PRIZE!**

SEC 2 MASCOT DESIGN COMPETITION

VOTE NOW! -->

<https://tinyurl.com/eacxed2v>



Secondary 2 E.O.Y Examination

Term 3 - Term 4





TABLE OF CONTENTS

01

OVERVIEW

02

**ASSESSMENT
CRITERIA**

03

**PRACTICE
SESSION**



01

OVERVIEW





OVERVIEW

- To prepare all secondary 2 students for art examination.
- To understand the objective of the art examination.
- To have a clear understanding of the exam requirements.



OBJECTIVE

-The objective of this end-of-year examination is to provide you with the opportunity to express your personality and creativity in your interpretations of the given themes.



ASSESSMENT CRITERIA

End-of-Year Examination

**(a) 1 A2 of Preparatory Studies
(Done in Term 3)**

**Duration: 8 Weeks
Done on Digital Boards**

(i) 3-4 photos

**(ii) 4-5
observational
drawings**

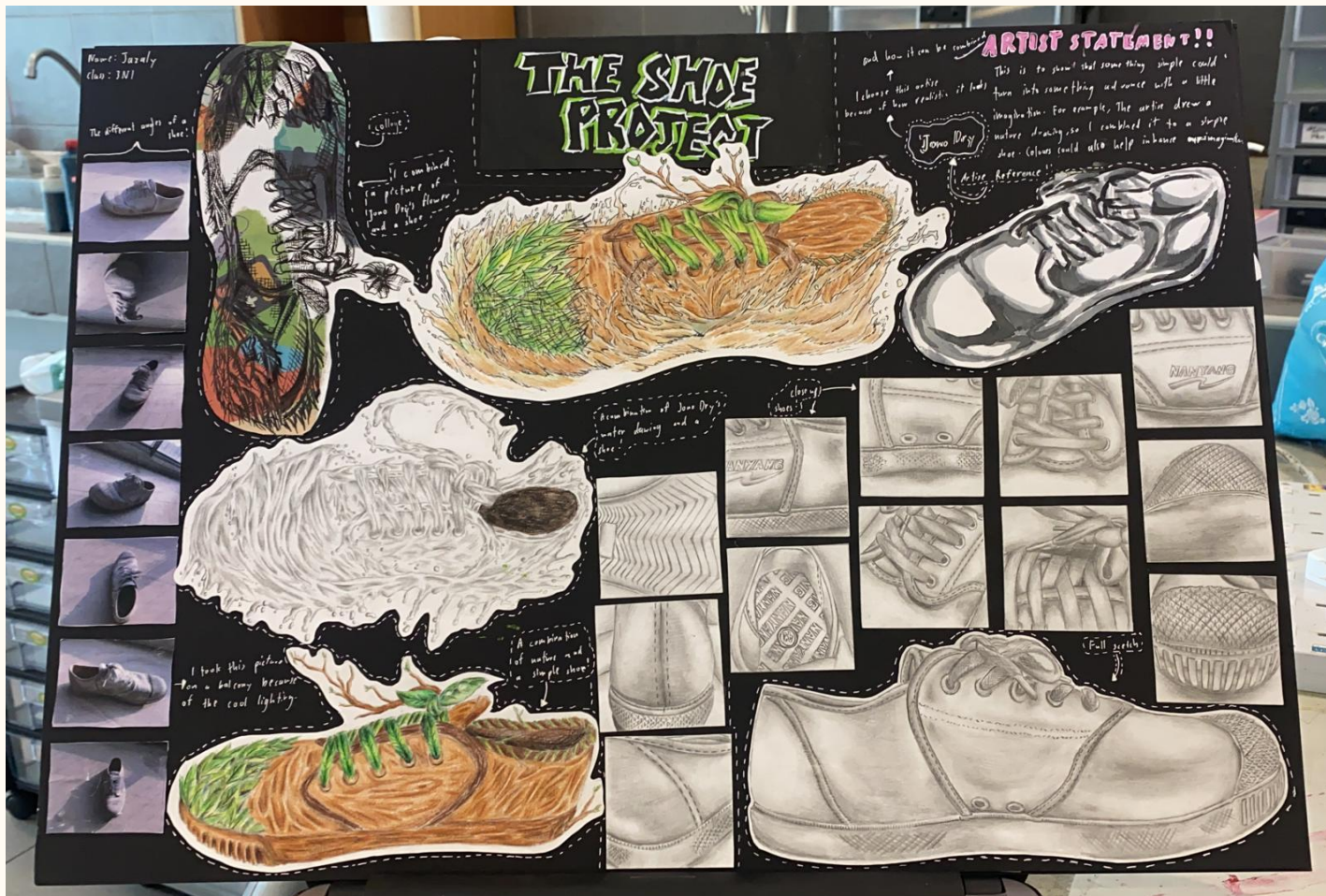
**(iii) Research on 1
inspired Artist**

**(iii)2
Manipulation
work based on
Artist Reference**

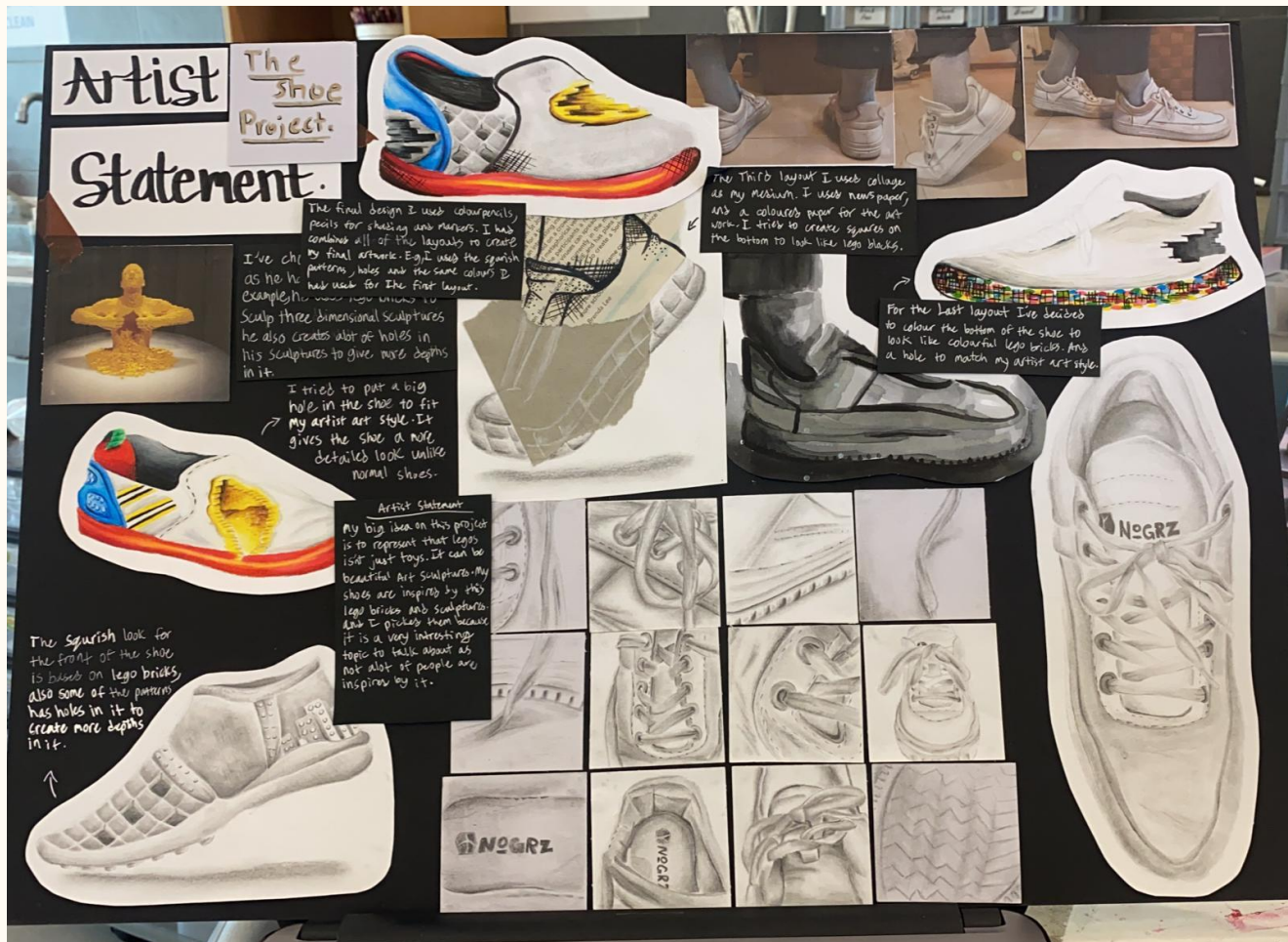
**(b) 2 Hour Examination
(Done in Term 4)**


**Duration : 2 Hour
Done on A3 Paper**

ASSESSMENT EXAMPLE



ASSESSMENT EXAMPLE





*If you observed the criteria for EOY,
you noticed that you must
complete a few sets of drawing.*

*Today you will have 1 practice
session with your teacher.
Let's Go Back To Basics*



Term 2 Week 9

Colouring of Banana worksheet.

HBL Practice Session 1 (T2W9)



OBSERVATIONAL DRAWING

Complete your work using only colour pencils.

Hand this in by the end of the lesson on Padlet.

 SECONDARY 2
TZW9- HBL WORKSHEET NAME: _____ CLASS: _____ DATE: _____

This worksheet is meant for you to practice your technical skills in preparation for your End-of-Year Examination.

You must attempt the following questions using your colour pencils only. You should attempt this activity on your own. Image reference for Qc. 1 can be found on [gostart.weebly.com](https://www.gostart.weebly.com).

1. Fill in the blanks using multiple colour pencils. Video reference: <https://bit.ly/cpl04mesteroc>



P1

Reference



HBL Practice Session 1 (T2W9)

SUBMISSION



2E1

https://padlet.com/nur_halimah_jasni/2E1banana

HBL Practice Session 1 (T2W9)

SUBMISSION



2E2

https://padlet.com/nur_halimah_jasni/2E2banana

HBL Practice Session 1 (T2W9)

SUBMISSION



2E3

https://padlet.com/nur_halimah_jasni/2E3banana

HBL Practice Session 1 (T2W9)

SUBMISSION



2E4

https://padlet.com/nur_halimah_jasni/2E4banana



HBL Practice Session 1 (T2W9)

SUBMISSION



2N1

https://padlet.com/nur_halimah_jasni/2N1banana

HBL Practice Session 1 (T2W9)

SUBMISSION



2N2

https://padlet.com/nur_halimah_jasni/2N2banana

HBL Practice Session 1 (T2W9)

SUBMISSION



2N3

https://padlet.com/nur_halimah_jasni/2N3banana