


Announcement to 2E1/2E2: To prepare for Art Term 4 Week 1:

- 1. HB **wooden** pencil
- 2. 2B **wooden** pencil
- 3. Eraser
- 4. Sharpener
- 5. Container for sharpener shavings
- 6. Colour pencils – min 24 colours
- 7. **A4 print of your Adobe Draw Character Design artwork** (black and white or colour)
 - Please ensure that the image FILLS the entire A4 paper**
- 8. A4 plastic sheet holder

✓ Correct way to print

- Landscape




Portrait




✗ Wrong way to print

→ too small, not centralised

Landscape



Portrait



→ rotate drawing to fit paper

Landscape



Portrait

